

10 Easy Steps

To Building Your Home


From: www.MyConstructionPlanner.com

Step 1



Select Plans and Specifications

Step 2



Select a Mortgage Provider

Step 6



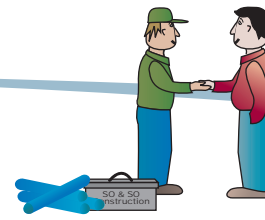
Draw 1 - Foundation, basement walls and main floor subflooring completed

Step 5



Close on the Lot

Step 4



Select a Builder

Step 3



Select a Lot

Step 7



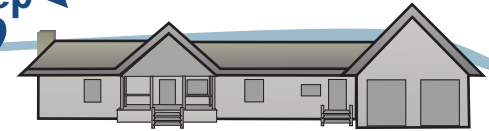
Draw 2 - Framing, Roof sheathing and interior partitions completed

Step 8



Draw 3 - Exterior sheathing, roofing, exterior windows and doors and mechanical rough-ins completed

Step 9



Draw 4 - Exterior masonry, siding, insulation, drywall, water and sewer connections completed

Step 10



Draw 5 - Home is ready for occupancy